

## How to Register as New User in Efficient2Me

1. Visit [www.efficient2me.com/membership](http://www.efficient2me.com/membership) . Click on Don't have an account


Login Ahli

Sila masukan username dan password anda untuk akses ke ruangan modul pembelajaran.

User Name

Password

[Forgot your password?](#)  
[Forgot your username?](#)  
[Don't have an account?](#)



2. Register as usual. After submit, please check your email for confirmation

### User Registration

\* Required field

Name: \*

Username: \*



Password: \*




Confirm Password: \*

Email Address: \*

Confirm email Address: \*

3. Please read the instruction in the email. After you click on the link to activate, do take note on the instruction as per shown below

Account Details for aini at :: Efficient 2 Me :: Inbox x **Click on the link**  

 **:: Efficient 2 Me ::** 2:17 AM (0 minutes ago) ☆  

to me ▾

Hello aini,

Thank you for registering at :: Efficient 2 Me ::. Your account is created and must be activated before you can use it.  
To activate the account click on the following link or copy-paste it in your browser:  
[http://www.efficient2me.com/membership/index.php?option=com\\_users&task=registration.activate&token=99fb957015776e6dd8c8bf070e3931ef](http://www.efficient2me.com/membership/index.php?option=com_users&task=registration.activate&token=99fb957015776e6dd8c8bf070e3931ef)


Please be noted to click on the LOGIN tab again after you are directed to the login page after this activation.  
You may login to <http://www.efficient2me.com/membership/> using the following username and password:

Username:

Password:

**Read this first before you login!**

4. You will be directed to a login page but please make sure to read the notice first. Click on the Login Tab again to refresh the page. Then login. Make sure to follow this instruction to avoid any kind of error.

Login Ahli 

Message

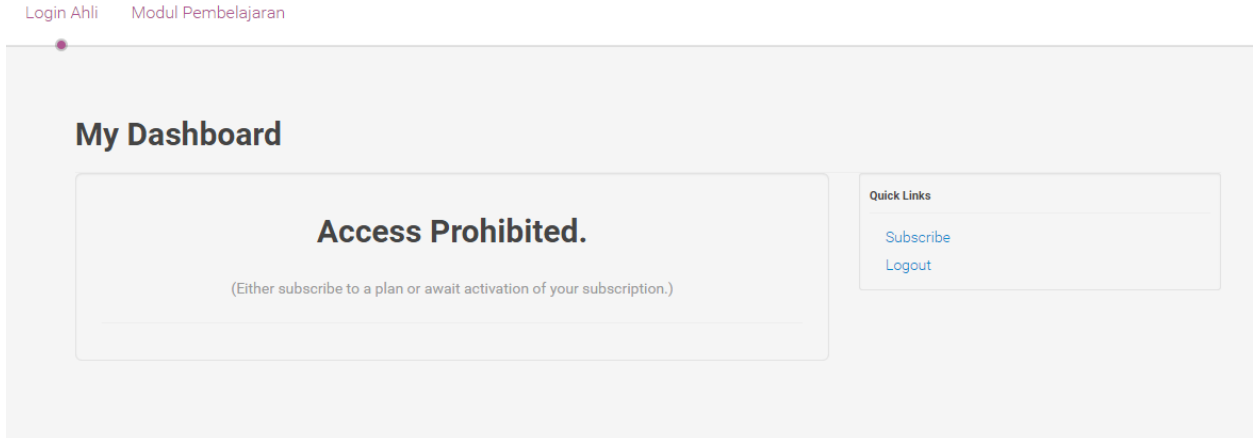
Your Account has been successfully activated. Please be noted to click on the LOGIN tab again first before you insert your username and password.

User Name

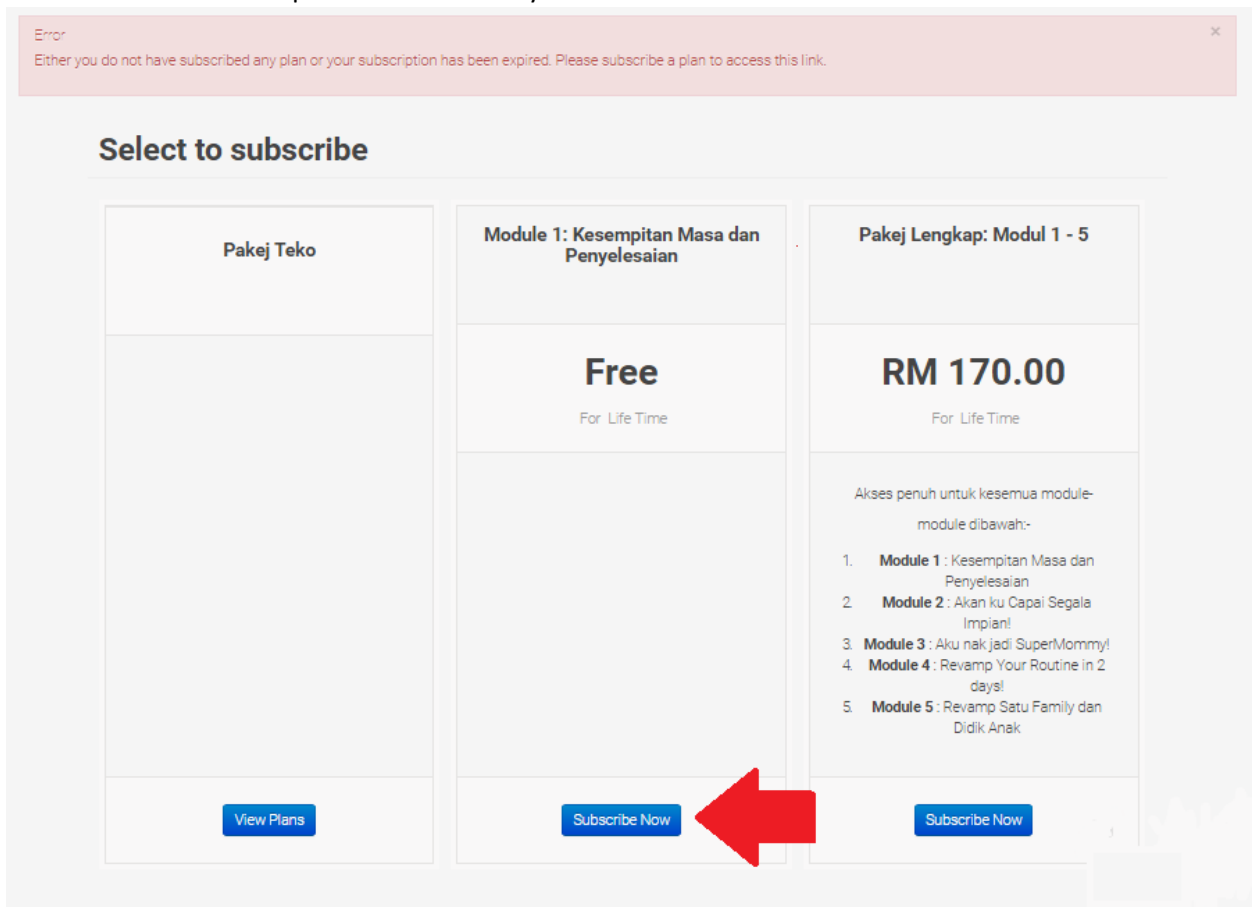
Password

[Forgot your password?](#)  
[Forgot your username?](#)  
[Don't have an account?](#)


5. You will be directed to this page, but don't worry.




6. Click on Modul Pembelajaran and you will get an error first. Click on the button 'Subscribe Now' under Module 1: Kesempitan Masa dan Penyelesaian





7. Click on the link showed as below:

Sekiranya anda sudah mempunyai username dan password, sila klik disini. 

Sekiranya anda pengguna baru, sila daftar menggunakan borang dibawah.

Username  

Email  

Password  

8. Login with your username as password
9. After login, you will be directed to this page below and click on check out.

### Confirm Invoice

**Module 1: Kesempitan Masa dan Penyelesaian**


**RM 0.00**

testing  
lannini.photos@gmail.com  
#8056WJCM6FC7

Regular Price <small>(Discountable &amp; Taxable)</small>	0.00
Amount Payable	RM 0.00

Discount code


Payment Method Not Required



10. You will be directed to this page below and Click again on **Module Pembelajaran** tab

Login Ahli Modul Pembelajaran

### Thanks for Subscription

 **Efficient2Me**

**TUDE INFINITY SDN BHD (974856-X)**  
NO. 27, Jalan Tanjung Perawar 30/115, Seksyen 30, 40460  
Shah Alam, Selangor  
Phone-018 2100 451

**Created on 11-02-2015**  
RM 0.00

**Paid on 11-02-2015**  
Invoice-Paid

**Bill To**  
testing  
lannini.photos@gmail.com

**Details**  
Plan: **Module 1: Kesempitan Masa dan Penyelesaian**  
Key: **8056WJCM6FC7**  
Gateway: **None**

Description	Amount
Price (Taxable)	RM 0.00
<b>Total</b>	<b>RM 0.00</b>

11. Answer the survey given and you will be directed to Module 1 after that.